



# The Great Escape

Written by: Elizabeth Charman / Illustrated by: Eszter Szepvolgyi

## Reading Journal Activities



### Reading Journal



#### Picture Walk

Look at the title and the pictures.

What might the text be about?

Write your ideas down.

### Reading Journal



#### Wonderings

What do you wonder about?

Write down a question that you would like to know the answer to.

Reading Journal



Dictionary Work

- Can you read these words for yourself and find them in the text?
- Use a dictionary to find the meaning of at least 3 words and write them down and/or match the words to their definition from the table below.

gecko	• tough bands of tissue that <b>hold</b> your bones in place, attaching bone to bone
chirruped	• a small lizard
ligaments	• made a short, sharp, high-pitched sound
laundry	• bent repeatedly
flexed	• the dirty clothes and sheets that need to be washed

Reading Journal



Word Quest

Write 3 sentences that include 1 or more of these words:

gecko  
chirruped  
tendons  
ligaments

pointe  
manager  
laundry  
flexed

© FFT Education - Year 2 Routes to Reading

Reading Journal



True or False

Put a tick next to each statement to say if it is true or false.

	True	False
One cricket crawled along Alfie's bed covers.		
Mum puffed up a balloon to the size of a small pineapple.		
Liv's teacher told her that there were 27 bones in each foot.		
The children and their mum dipped strawberries and bananas into the chocolate.		

Reading Journal



Vocabulary - **ed** words

In the text these words are in the past tense and have **ed** on the end. Can you find them?

Some words need a double letter before the **ed**. Find them and write them down.

stagger  
flex  
chirrup  
hop  
jump

escape  
admire  
stretch  
chop  
dip

© FFT Education - Year 2 Routes to Reading

Reading Journal



**Summarise**

Summarise what happened at the beginning, middle and end of the story.

Use three sticky notes to help you. Write key words, a short sentence and/or a picture on each note.

*Suggestion - keep these to use on the next MAP.*





Reading Journal



**Speech Bubbles**

How would Mum ask the children to help with the household jobs?  
How would the children answer?

Write the words they might say in speech bubbles and/or act out the scene.



© FFT Education - Year 2 Routes to Reading

Reading Journal



**Sequencing**

On page 5, the crickets escape. Can you sequence the order as written in the text? The first one has been done for you.

... one crawled along the cover of Alfie's bed	
... one went to investigate the sunny windowsill	1
... one was already heading for the open door	
... one was exploring the floor	
... one happily scissored its wings to start chirruping	

Reading Journal




**Summarising**

With your partner, summarise the main events of the story in under 30 words.

Use the sticky notes from Map 4 to help.

© FFT Education - Year 2 Routes to Reading


**Reading Journal**



### Visualise

- Visualise the mess created by Mum and the balloons. What was it like? Describe it to a partner.
- What do you think the chocolate shells were supposed to look like? Draw a picture, making them look good enough to eat.

**Reading Journal**



### Sentences


*statement, question, exclamation, command*

Find a sentence of each type in the text.  
Tell your partner or write it down.

What punctuation is being used?  
Explain to a partner or highlight the punctuation in the text.

© FFT Education - Year 2 Routes to Reading


**Reading Journal**




### Character Profiles

What kind of characters are Alfie, Liv and Mum? Can you use the text to help you describe each of them in a sentence? *Suggestions - forgetful, tidy, busy...*

I think Alfie is...	because...
I think Liv is...	because...
I think Mum is...	because...



**Reading Journal**



### Odd One Out

Which sentence about Liv is the odd one out?

- She has a different birthday to Alfie.
- She loves to dance.
- Her face was on a magnet on the fridge.

© FFT Education - Year 2 Routes to Reading


Reading Journal



Feelings

How do you think Alfie is feeling at the end of the story?

Draw how his face would look, write the emotions around the stick person and try to explain why.



Alfie is feeling ...	because...
Alfie is feeling...	because...

Reading Journal



Question Time

Copy Cat: Retrieval Questions



On what kind of day did this story take place?

What did Gulp enjoy eating?

What were Alfie's jobs?

Where did Mum get the recipe from?

What was the cricket doing to catch their eye and make them realise that the crickets had escaped?

Text Detective: Inferential Questions



Why did Mum change her plans?

Why did Alfie forget to close the tank?

How did the chocolate get on the ceiling?

Have Your Say: Evaluative Questions



Do you think they enjoyed the treat? Why?

How do you think the game of hide and seek went? Do you think they got all the crickets back in the tank?

**Reading  
Journal****Book Review**

Write a review of the book. Decide your own layout or use the following sentence stems:

- The book was about...
- My favourite part was...
- The character I liked best was...
- I would recommend this book because...